




EGO KODE user manual - file B

ROLLING CODE compatibility list




MARCA/BRAND	MODELLO/MODEL	FOTO/PHOTO	*
ACM	TX2 COLOR		5
ADYX/GENIUS	TE4433H BLUE, BRAVO TE 4433H, ECHO TX4		5
ALLMATIC	BRO4WN, BRO4W RED, BROOVER, BROSTAR, MINI PASS, TECH3		5
APRIMATIC	TM4, TR2, TR4, TX2, TX4M		5
BENINCA	APPLE4WV, CUPIDO2, CUPIDO4, IO, T2, T4WV, TO-GO2, TO-GO 4WV		5
DEA	MIO TR2, MIO TR4, GENIE-R W		5
FAAC 433	XT4 433 RC		5
FADINI	JUBY SMALL, JUBY433		5
GENIUS/CASALI	252, 252 NEW, 254, 254 NEW		5
GiBiDi	AU1600, AU1610, AU1680, AU1810, DOMINO		5
MHOUSE	GTx4, MT4, TX3, TX4		5
MOOVO	MT4, MT4G, MT4V		5
NICE	SMILO		5
NORMSTAHL/ CRAWFORD	433-2K, 433-4K, EA433 2K, EA433 4K, EA433 2KM, T4334		5
PUJOL	VARIO BLACK, VARIO3 OCEAN, VARIO P2153		5
SEAV	BE GOOD RH1, BE HAPPY RH1, RH2, RH3, RS1, RS2, RS3		5
V2	PHOENIX, PHOX, TRC4, HANDY		5

MARCA/BRAND	MODELLO/MODEL	FOTO/PHOTO	*
FAAC	DL2 868 SLH, DL4 868 SLH, T2, T4, TML2 SLH, TML4 SLH, XT2 SLH, XT4 SLH		5a
GENIUS	AMIGO JA 332, AMIGO JA 334, KILO TX2, KILO TX4		5a


MARCA/BRAND	MODELLO/MODEL	FOTO/PHOTO	*
BFT	KLEIO TX2, KLEIO TX4, MITTO 2, MITTO 4, RB, RCB2, RCB4, TRC2, TRC4, TX2, TX4		5

MARCA/BRAND	MODELLO/MODEL	FOTO/PHOTO	*
LIFTMASTER 433	94335E, 84335EML, 94335E-OLD		5
LIFTMASTER 315/390	371LM, 370LM, 372LM 373LM, 374LM, 312HM/C, 412HM/C		5
SILVELOX	ECO-TSM2, 3400155		5
DOORHAN	T4		5
ERONE 433/868	SERIE 07, FLAT, MINI, STANDARD		5


ROLLING CODE FM

MARCA/BRAND	MODELLO/MODEL	FOTO/PHOTO	*
CARDIN	S449QZ, S437TX		6
SOMMER/ APERTO FM	4013, 4013TX, 4014, 4020, 4022TX, 4025, 4026		6
TELCOMA FM	FM402, FM402E, FM404E		6


ROLLING CODE - NICE GROUP

MARCA/BRAND	MODELLO/MODEL	FOTO/PHOTO	*
NICE	FLO2R, FLO4R, VERY VR, ERA-INTI2, ERA-ONE2/4		4

ROLLING CODE - DITEC GROUP

MARCA/BRAND	MODELLO/MODEL	FOTO/PHOTO	*
DITEC	GOL4, BXLG4, BXL2P, BXL2E		4

ROLLING CODE - PRASTEL GROUP

MARCA/BRAND	MODELLO/MODEL	FOTO/PHOTO	*
PRASTEL	TC4E, BFOR, MPSTL1E, MPSTL2E, MPSTL4E, MPSTP2E, MPSTP2		4

* = procedure number

ATTENTION: the transmitters that follow procedure n° 5, if they need to transmit the SEED code (hidden button), must follow procedure n° 5a