

TRAFFIC

ECO-technology



IN THE MINIMUM SIZE
THE MAXIMUM VISIBILITY



Parking Galileo Galilei (Pisa)

TRAFFIC is a multi-tension (12/24 Vdc) led traffic light.
An innovative and multifunctional product suitable for different types of applications such as:

- Civil and industrial closures
- Gates and barriers automation
- Access ramps
- Status display for alarm systems
- Status display for doors

With its **9 high-brightness leds** TRAFFIC is the solution for a number of needs. The lifespan of our implemented Leds is estimated to be equal to 50.000 hours of use (5.7 years), unlike incandescent bulbs whose lifespan is estimated at approximately 8.000 hours (less than one year).



Fori Imperiali (Roma)

TECHNICAL DATA

Green/Yellow light

Absorption 116 mA - 2.5 Klux
(measured with black tube of 4.1 mm)

Red light

Absorption 240 mA - 2.5 Klux
(measured with black tube of 4,1 mm)

Supply

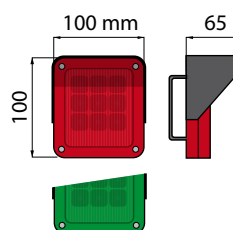
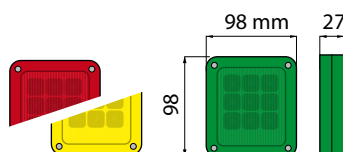
12Vdc / 24Vdc
24Vac
230Vac (with power supply
code APE-550/3012)

Operating Temperature

-20°C, +60°C

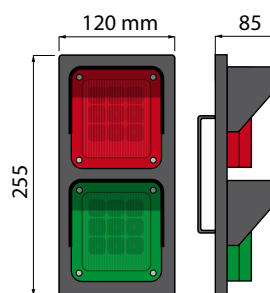
Stainless steel screws

Metal structure

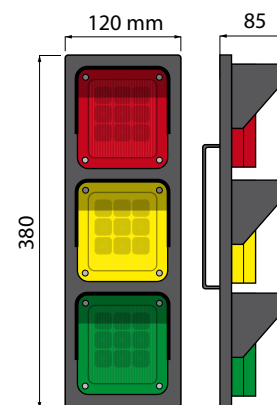


TRAFFIC1 RED / GREEN

TRAFFIC RED / YELLOW / GREEN



TRAFFIC2



TRAFFIC3



APE - 550 / 3040

APE - 550 / 3041


TRAFFIC 1
full traffic light red with metal
structure and wall fixing brackets



APE - 550 / 3018

TRAFFIC 2
full traffic light green/red with metal
structure and wall fixing brackets

€ 180,60



APE - 550 / 3025

TRAFFIC 3
full traffic light green/yellow/red with
metal structure and wall fixing brackets

€ 267,80

APE - 550 / 3003



RED TRAFFIC 12/24v
traffic lights/led
signaller red "max light"

APE - 550 / 3002



YELLOW TRAFFIC 12/24v
traffic lights/led
signaller yellow "max light"

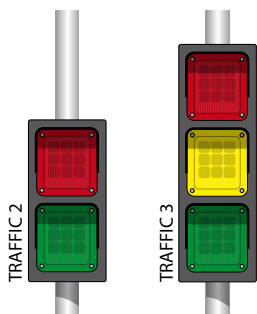
APE - 550 / 3004



GREEN TRAFFIC 12/24v
traffic lights/led
signaller green "max light"

APE - 150 / 5021

NEW



BOXX-STP
Stainless steel bracket for
TRAFFIC 2-3 pole mounting

APE - 550 / 3022



TRAFFIC COLUMN
120x20x1490h mm with TRAFFIC

APE - 550 / 3009




TRAFFIC COVER
metal roofing



> see control
units for
management
systems
traffic lights

**VERSIONI SPECIALI
E OEM
SU RICHIESTA**

APE - 550 / 3023



BASE
245x295 mm for column

APE - 550 / 3012



TRAFFIC DRIVER
converter 230/12Vdc